
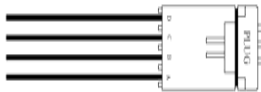

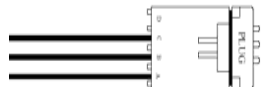
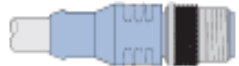




DVC Inter-Module Connection Accessories

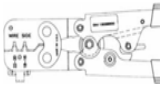

High Country Tek
 208 Gold Flat Court
 Nevada City, CA 95959
 Ph: 530-265-3236
www.highcountrytek.com

DVC™ Module Accessories						
Description	DVC Intella Software Suite (Programming Tool)	DVC Serial Port Adapter	RS-232 Cable Assembly	Expansion Module Serial Port Adapter	DVC61 Display CANbus Cord Set, Male	
Used For	A powerful tool allowing the programmer to create, enhance, change and modify user applications that runs on the DVC5 & DVC10.	<ul style="list-style-type: none"> - Down/Upload Application - Monitoring - Debug application code - Drive Display 	Computer connection to Down/Upload Application, Monitoring, Debug application code.	Troubleshooting, Node assignment & Downloading data	DVC inter-module CANbus connections	
Kit Includes	(1) CD and Users Manual	(4) Pin Assembly w/flying leads	2M Long RS-232 to 4-Pin Plug	(4) Pin Assembly w/ 3 flying leads	Male CANbus connector w/ 2M flying leads	
Notes	Required to create, change or monitor application.	Order 1 for each DVC5, DVC7, DVC10 & DVC70 Module	Order 1 for the toolbox and 1 spare	Order 1 for each DVC Expansion Module	Order 1 for each DVC61 display module in a CANbus system	
Model Number	Part Number					
DVC5	998-00003	999-10076	999-10075	-	-	
DVC7				-	-	
DVC10				-	-	
DVC21		-		999-10082	-	-
DVC22		-			-	-
DVC41		-			-	-
DVC50		-			-	-
DVC61		-			704-09570	-
DVC70		999-10076		-	-	-
DVC80	-	-	999-10082	-		



DVC Inter-Module Connection Accessories

High Country Tek
 208 Gold Flat Court
 Nevada City, CA 95959
 Ph: 530-265-3236
www.highcountrytek.com

DVC™ Module Mating Connectors	Mating Connector Kits					
Description	48-Pin Connector Kit	30-Pin Connector Kit	18-Pin Connector Kit	12-Pin Connector Kit	150 Metri Pak 16-22 Ga. Crimp tool	Removal Pick
Used For	Mating Connector	Mating Connector	Mating Connector	Mating Connector	All DVC Modules mating connectors	Removal of a terminal
Kit Includes	(1) 30-Pin Female Conn (1) 18-Pin Female Conn (60) Terminals (25) Plugs	(1) 30-Pin Female Conn (30) Terminals (20) Plugs	(1) 18-Pin Female Conn (20) Terminals (10) Plugs	(1) 12-Pin Plug (14) Sockets (1) Wedge Lock	Order direct from the manufacturer	Order direct from the manufacturer
Notes	16 – 18 AWG	16 – 18 AWG	16 – 18 AWG	14 – 18 AWG	Order 1 for the toolbox and 1 spare	Order 1 for the toolbox and 1 spare
Model Number	Part Number				Delphi - Packard P/N: 12039500	Delphi - Packard P/N: 12094429
DVC5	999-10077	-	-	-	X	X
DVC7	-	999-10143 ¹	-	-	X	X
DVC10	999-10077	-	-	-	X	X
DVC21	999-10077	-	-	-	X	X
DVC22	999-10077	-	-	-	X	X
DVC41	-	999-10085	-	-	X	X
DVC50	999-10077	-	-	-	X	X
DVC61	-	-	-	999-10088 ²	Deutsch HDT-48-00	-
DVC70	-	-	999-10092	-	X	X
DVC80	-	-	999-10092	-	X	X


¹ Push-to-Seat style, all others are Pull-to-Seat.

² Requires P/N: 704-09570 for CANbus systems in addition to 999-10088 and 999-10082.



DVC Inter-Module Connection Accessories

High Country Tek
 208 Gold Flat Court
 Nevada City, CA 95959
 Ph: 530-265-3236
 www.highcountrytek.com

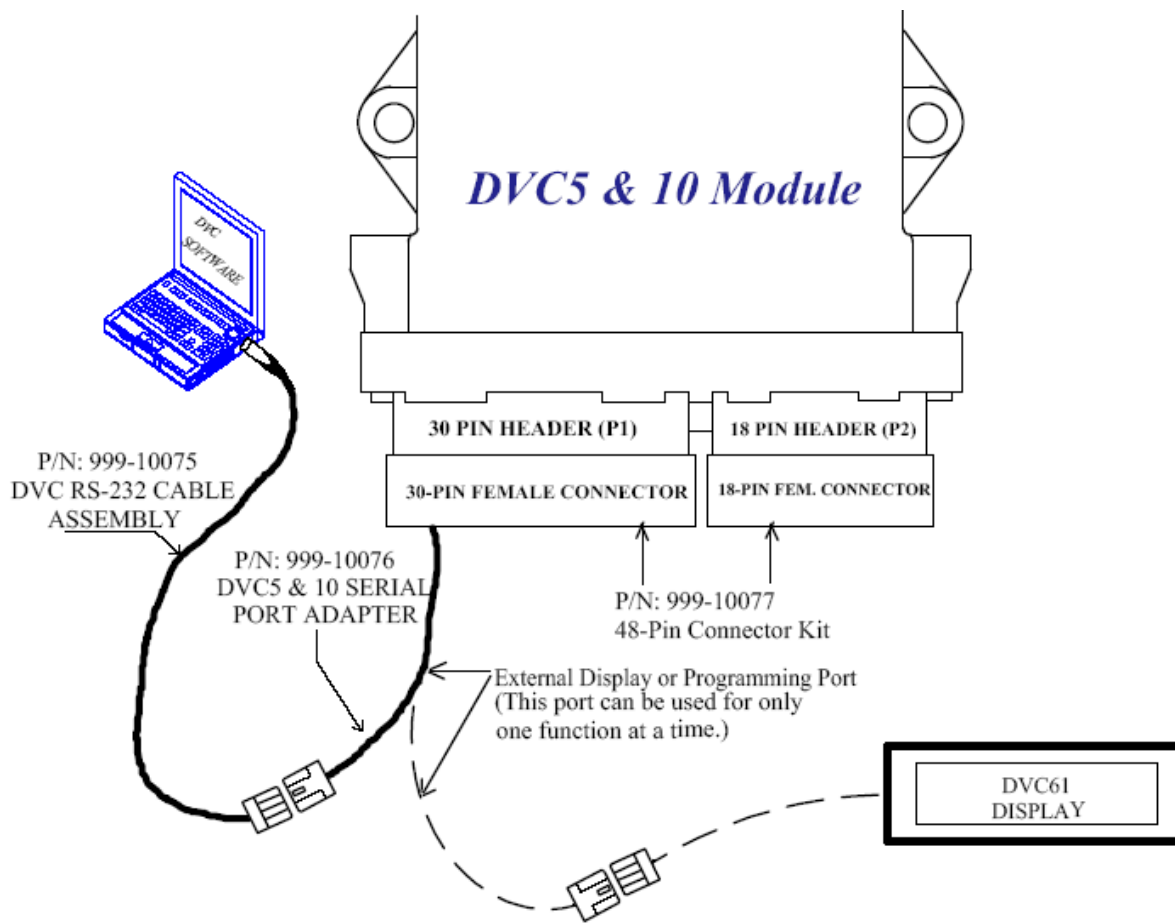
DVC™ Module Accessories	DVC Module Mating Connector Prototype Harness Assemblies with 3 Meter Flying Leads		
			
Description	30-Pin Connector Assembly	18-Pin Connector Assembly	12-Pin Connector Assembly
Used For	Easy Prototype with pre-wired Mating Connector	Easy Prototype with pre-wired Mating Connector	Easy Prototype with pre-wired Mating Connector
Kit Includes	30-Pin Connector, Serial Port Adapter & 3 Meter flying leads	18-Pin Connector, w/ 3 Meter flying leads	12-Pin Plug Connector, Serial Port Adapter, CANbus male connector & 3 Meter flying leads
Notes	Connector has all wires assembled	Connector has all wires assembled	Connector has all wires assembled
DVC5	999-10116	999-10107	-
DVC7	999-10141 ³	-	-
DVC10	999-10104	999-10107	-
DVC21	999-10105	999-10109	-
DVC22	999-10105	999-10109	-
DVC41	999-10106	-	-
DVC50	999-10104	999-10107	-
DVC61	-	-	999-10108 ³
DVC70	-	999-10110	-
DVC80	-	999-10111	-

³ CANbus male connector included on 6" leads in addition to the RS232 Serial Port Adaptor.




DVC Inter-Module Connection Accessories

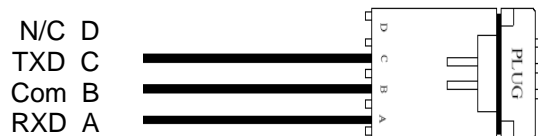
High Country Tek
 208 Gold Flat Court
 Nevada City, CA 95959
 Ph: 530-265-3236
 www.highcountrytek.com



P/N: 999-10076 for DVC5, 7, 10 and DVC70



P/N: 999-10082 for DVC21/22, 41, 50, 61 and DVC80





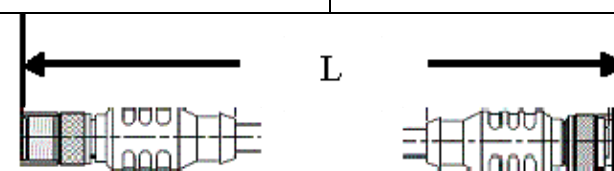
DVC Inter-Module Connection Accessories

High Country Tek
 208 Gold Flat Court
 Nevada City, CA 95959
 Ph: 530-265-3236
 www.highcountrytek.com

CANbus DVC Inter-Module CANbus connection accessories, connectors are NCNR.

704-09561 ⁴	704-09570 ⁵	704-09575	704-09562
TEE, (F.F.M.)	DVC61 Display CANbus Cord Set, Male	⁶ Terminator, Female	⁷ Terminator, Male
	<p>Male CANbus connector w/ 2M flying leads</p>		

Description	"L" Meters	Feet	Part Number	(RSC) Pin, Male	(RKC) Socket, Female
DVC Inter-Module CANbus cables. Cables are NCNR.	0.3	1	108-00088-003		
	0.5	1.6	108-00088-005		
	1	3.3	108-00088-010		
	1.5	4.9	108-00088-015		
	2	6.6	108-00088-020		
	2.5	8.2	108-00088-025		
	3	9.8	108-00088-03		
	4	13	108-00088-04		
	5	16	108-00088-05		
	6	20	108-00088-06		
	8	26	108-00088-08		
	10	33	108-00088-10		
	15	49	108-00088-15		
	20	66	108-00088-20		
	25	82	108-00088-25		
30	98	108-00088-30			



⁴ Order a TEE per DVC module
⁵ Order (1) per DVC61 Module
⁶ Order (1) per DVC system
⁷ Order (1) per DVC system