
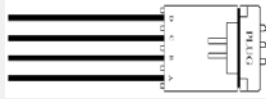

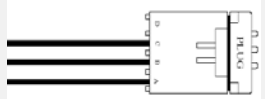
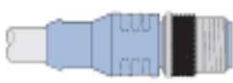




## DVC Inter-Module Connection Accessories



**High Country Tek**  
 208 Gold Flat Court  
 Nevada City, CA 95959  
 Ph: 530-265-3236  
[www.hctcontrols.com](http://www.hctcontrols.com)

DVC™ Module Accessories					
<b>Description</b>	DVC Intella Software Suite (Programming Tool)	DVC Serial Port Adapter	RS-232 Cable Assembly	Expansion Module Serial Port Adapter	DVC61 Display CANbus Cord Set, Male
<b>Used For</b>	User applications that runs on the DVC7 & DVC10 and the Intella 700 for the DVC710.	- Down/Upload Application - Monitoring - Debug application code - Drive Display	Computer connection to Down/Upload Application, Monitoring, Debug application code.	Troubleshooting, Node assignment & Downloading data	DVC inter-module CANbus connections
<b>Kit Includes</b>	(1) CD and Users Manual	(4) Pin Assembly w/flying leads	2M Long RS-232 to 4-Pin Plug	(4) Pin Assembly w/ 3 flying leads	Male CANbus connector w/ 2M flying leads
<b>Notes</b>	Required to create, change or monitor application.	Order 1 for each DVC7, DVC710 & DVC10 Module	Order 1 for the toolbox and 1 spare	Order 1 for each DVC Expansion Module	Order 1 for each DVC61 display module in a CANbus system
<b>Model Number</b>	<b>Part Number</b>				
<b>DVC7</b>	998-00003	999-10076	999-10075 Plus (108-00119, RS232 to USB Adaptor)	-	-
<b>DVC710</b>	998-00009			-	-
<b>DVC722</b>		-		999-10082	-
<b>DVC741</b>		-			-
<b>DVC750</b>		-			-
<b>DVC10</b>		998-00003		999-10076	-
<b>DVC21</b>	-			999-10082	-
<b>DVC22</b>	-				-
<b>DVC41</b>	-				-
<b>DVC50</b>	-				-
<b>DVC61</b>	-		704-09570		
<b>DVC80</b>	-		-		



## DVC Inter-Module Connection Accessories

**High Country Tek**  
 208 Gold Flat Court  
 Nevada City, CA 95959  
 Ph: 530-265-3236  
 www.hctcontrols.com

DVC™ Module Mating Connectors	Mating Connector Kits					
Description	48-Pin Connector Kit	30-Pin Connector Kit	18-Pin Connector Kit	12-Pin Connector Kit	150 Metri Pak 16-22 Ga. Crimp tool	Removal Pick
Used For	Mating Connector	Mating Connector	Mating Connector	Mating Connector	All DVC Modules mating connectors	Removal of a terminal
Kit Includes	(1) 30-Pin Female Conn (1) 18-Pin Female Conn (60) Terminals (25) Plugs	(1) 30-Pin Female Conn (30) Terminals (20) Plugs	(1) 18-Pin Female Conn (20) Terminals (10) Plugs	(1) 12-Pin Plug (14) Sockets (1) Wedge Lock	Order direct from the manufacturer	Order direct from the manufacturer
Notes	16 – 18 AWG	16 – 18 AWG	16 – 18 AWG	14 – 18 AWG	Order 1 for the toolbox and 1 spare	Order 1 for the toolbox and 1 spare
Model Number	Part Number				Delphi - Packard P/N: 12039500	Delphi - Packard P/N: 12094429
<b>DVC7</b>	-	999-10143 <sup>1</sup>	-	-	X	X
<b>DVC710</b>	999-10077	-	-	-	X	X
<b>DVC722</b>	999-10077	-	-	-	X	X
<b>DVC741</b>	-	999-10085	-	-	X	X
<b>DVC750</b>	999-10077	-	-	-	X	X
<b>DVC10</b>	999-10077	-	-	-	X	X
<b>DVC21</b>	999-10077	-	-	-	X	X
<b>DVC22</b>	999-10077	-	-	-	X	X
<b>DVC41</b>	-	999-10085	-	-	X	X
<b>DVC50</b>	999-10077	-	-	-	X	X
<b>DVC61</b>	-	-	-	999-10088 <sup>2</sup>	Deutsch HDT-48-00	-
<b>DVC80</b>	-	-	999-10092	-	X	X


<sup>1</sup> Push-to-Seat style, all others are Pull-to-Seat.

<sup>2</sup> Requires P/N: 704-09570 for CANbus systems in addition to 999-10088 and 999-10082.



## DVC Inter-Module Connection Accessories

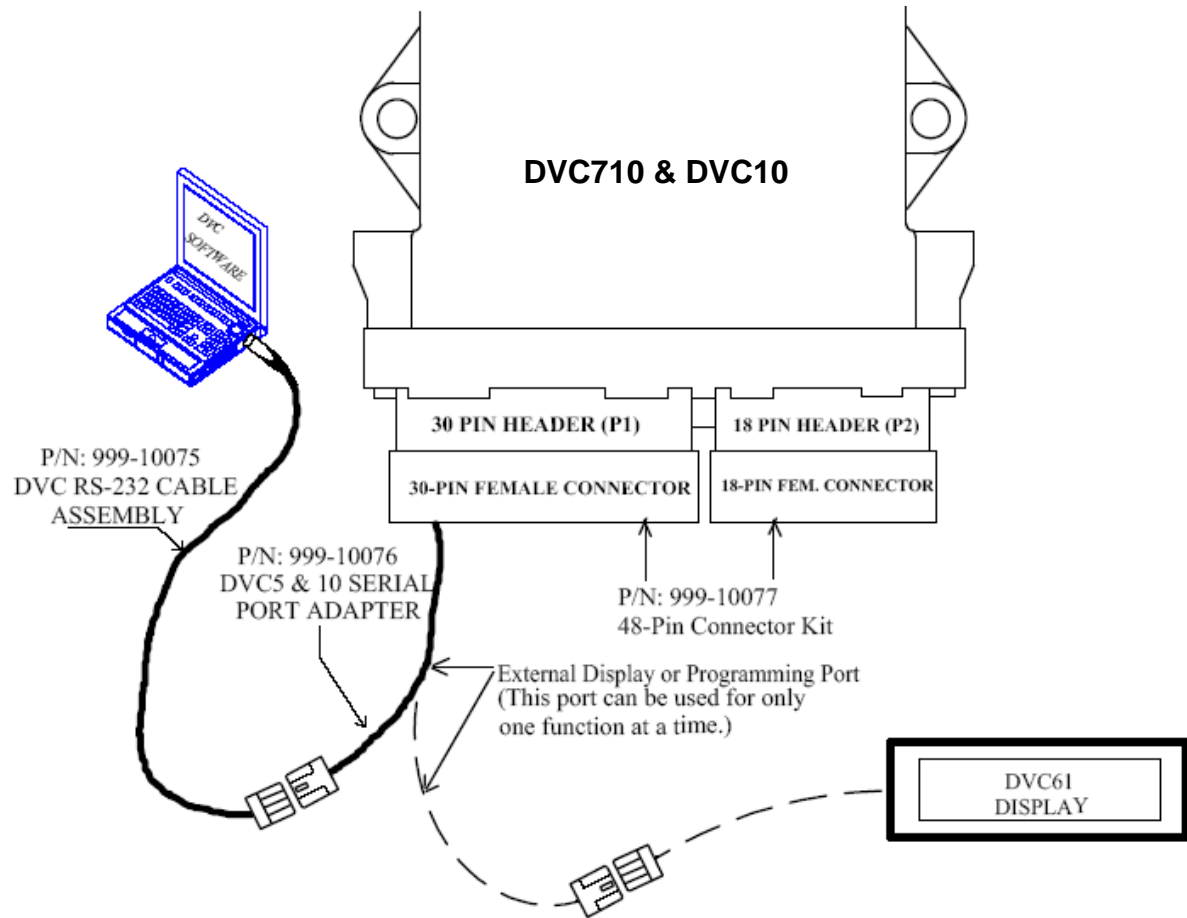
High Country Tek  
 208 Gold Flat Court  
 Nevada City, CA 95959  
 Ph: 530-265-3236  
 www.hctcontrols.com

DVC™ Module Accessories	DVC Module Mating Connector Prototype Harness Assemblies with 3 Meter Flying Leads		
			
Description	30-Pin Connector Assembly	18-Pin Connector Assembly	12-Pin Connector Assembly
Used For	Easy Prototype with pre-wired Mating Connector	Easy Prototype with pre-wired Mating Connector	Easy Prototype with pre-wired Mating Connector
Kit Includes	30-Pin Connector, Serial Port Adapter & 3 Meter flying leads	18-Pin Connector, w/ 3 Meter flying leads	12-Pin Plug Connector, Serial Port Adapter, CANbus male connector & 3 Meter flying leads
Notes	Connector has all wires assembled	Connector has all wires assembled	Connector has all wires assembled
DVC7	999-10141 or 999-10141-01 w/CANbus	-	-
DVC710	999-10104 or 999-10174 w/CANbus	999-10107	-
DVC722	999-10105	999-10109	-
DVC741	999-10106	-	-
DVC750	99910104	999-10107	-
DVC10	999-10104	999-10107	-
DVC21	999-10105	999-10109	-
DVC22	999-10105	999-10109	-
DVC41	999-10106	-	-
DVC50	999-10104	999-10107	-
DVC61	-	-	999-10108 or 999-10172 w/CANbus
DVC80	-	999-10111	-



# DVC Inter-Module Connection Accessories

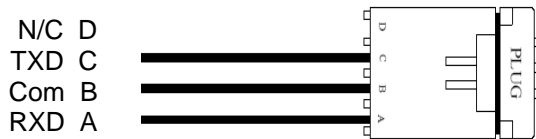
High Country Tek  
 208 Gold Flat Court  
 Nevada City, CA 95959  
 Ph: 530-265-3236  
 www.hctcontrols.com



P/N: 999-10076 for DVC7, 710, 10 and DVC70



P/N: 999-10082 for DVC21/22, 41, 50, 61 and DVC80





## DVC Inter-Module Connection Accessories

**High Country Tek**  
 208 Gold Flat Court  
 Nevada City, CA 95959  
 Ph: 530-265-3236  
 www.hctcontrols.com

CANbus DVC Inter-Module CANbus connection accessories, connectors are NCNR.

704-09561 <sup>3</sup>	704-09570 <sup>4</sup>	704-09575	704-09562
<b>TEE, (F.F.M.)</b>	<b>DVC61 Display CANbus Cord Set, Male</b>	<b><sup>5</sup> Terminator, Female</b>	<b><sup>6</sup> Terminator, Male</b>
	<p style="text-align: center;">Male CANbus connector w/ 2M flying leads</p>		

Description	“L” Meters	Feet	Part Number	(RSC) Pin, Male	(RKC) Socket, Female
DVC Inter-Module CANbus cables.  Cables are NCNR.	0.3	1	108-00088-003		
	0.5	1.6	108-00088-005		
	1	3.3	108-00088-010		
	1.5	4.9	108-00088-015		
	2	6.6	108-00088-020		
	2.5	8.2	108-00088-025		
	3	9.8	108-00088-03		
	4	13	108-00088-04		
	5	16	108-00088-05		
	6	20	108-00088-06		
	8	26	108-00088-08		
	10	33	108-00088-10		
	15	49	108-00088-15		
	20	66	108-00088-20		
	25	82	108-00088-25		
30	98	108-00088-30			

<sup>3</sup> Order a TEE per DVC module  
<sup>4</sup> Order (1) per DVC61 Module  
<sup>5</sup> Order (1) per DVC system  
<sup>6</sup> Order (1) per DVC system